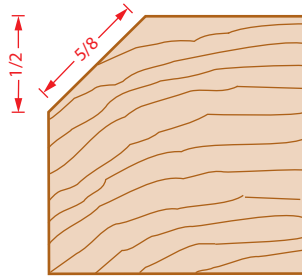
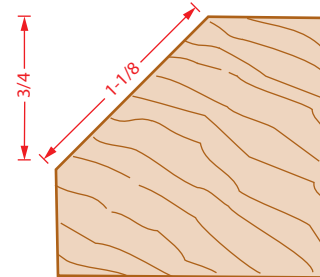


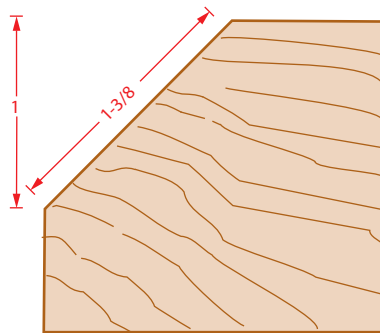
49400  
45°



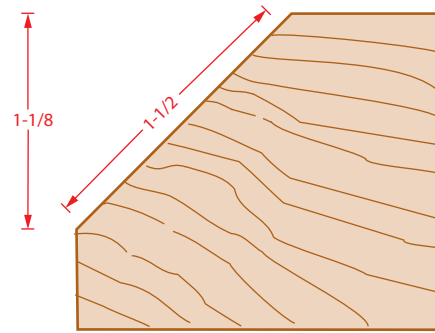
49402  
45°



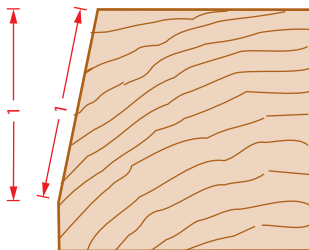
49404  
45°



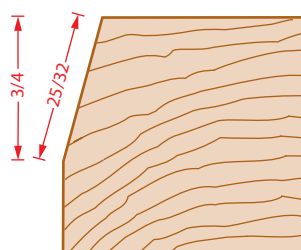
49406  
45°



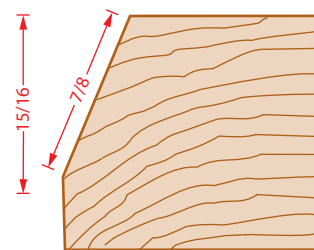
49405  
45°



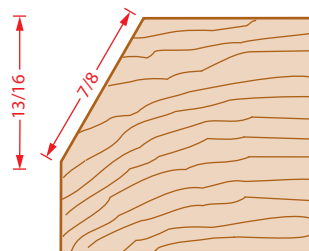
49407  
11-1/4°



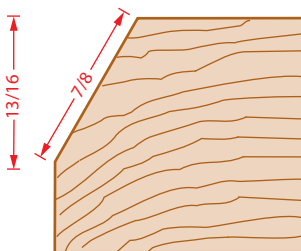
49408  
15°



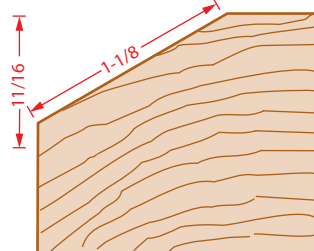
49410  
22-1/2°



49412  
30°



49414  
30°



49416  
60°

***It is recommended that a test cut be made to ensure accuracy.***

**Copyright © Amana Tool®**

No part of this document may be reproduced in any form without prior written approval from

Amana Tool® Corporation Headquarters, New York

Amana Tool® is not responsible for typographical errors.