

Standard Equipment:

The Superabbet™ bit #49360 is furnished with the basic router bit and the following:

- (2) #47701 ball bearings,
- (1) #67206 spacer,
- (1) #67426 collar,
- (1) #67202 washer,
- (1) #67094 screw,
- (1) #5000 hex key.

The Insert Superabbet™ #RC-49360 is also furnished with the above parts and:

- (2) #RCK-30 solid carbide general purpose replaceable insert knives (see page 6 for optional replacement knives for MDF/Solid Surface and other materials).
- (4) #67115 Torx® screws
- (1) #5005 Torx® T-15 key

This includes all of the necessary parts for 5/8" and 3/4" depth rabbets. For rabbet depths other than 5/8" and 3/4", please refer to the accessory collars and kits shown on pages 8 and 9.

Accessory Collar Kits:

67500 6-piece collar kit for flush, 1/16", 1/8", 1/4", 3/8", 1/2" depth rabbets.

67600 5-piece collar kit for 3/16", 5/16", 7/16", 9/16", 11/16" depth rabbets.

67700 5-piece collar kit for 15/64" (6mm), 23/64" (9mm), 15/32" (12mm), 19/32" (15mm), 23/32" (18mm) depth rabbets.

67800 21-piece complete collar kit including above 16 collars, 2 extra #47701 bearings, #67206 spacer, #5000 allen key and 67094 allen screw.

Individual Collars and Bearings:

Part No.	Collar/ Bearing Dia.	Rabbet Depth	
67398	2	Flush	
67400	1-7/8	1/16	
67402	1-3/4	1/8	(3mm)
67404	1-5/8	3/16	
67406	1-17/32	15/64	(6mm)
67408	1-1/2	1/4	
67410	1-3/8	5/16	
67412	1-9/32	23/64	(9mm)
67414	1-1/4	3/8	
67416	1-1/8	7/16	
67418	1-1/16	15/32	(12mm)
67420	1	1/2	
67422	7/8	9/16	
67424	13/16	19/32	(15mm)
67426	3/4	5/8	
67428	5/8	11/16	
67430	9/16	23/32	(18mm)
•47701	1/2	3/4	

•47701 denotes 1/4"x1/2" ball bearings (2 required)

WARNING:

Carbide cutting tips may chip or fragment during use. Always use machine guards and wear proper eye protection while operating routers and machinery. Keep hands clear of cutting area. Collet integrity and usage is extremely important to safety and longer tool life. Please refer to your Router Owners Manual and the Amana Catalog & Instruction Manuals for further information.

Special warning for Insert Superabbet™:

It is very important to routinely check the tightness (torque) of the knife retaining screws. Also, when the knives become dull or chipped they must be rotated or changed promptly. Continued use of dull knives can lead to dangerous knife breakage and irreparable damage to the router bit body.

NOTICE: Grinding of this product (Superabbet™ #49360) will produce dust of potentially hazardous ingredients. Use adequate ventilation and read M.S.D.S. (Material Safety Data Sheet). This notice does not apply to the Insert Superabbet™ #RC-49360, since replaceable carbide knives are not to be re-sharpened.




Always wear proper eye protection while operating power tools & machinery.

Questions? Call the
Amana Tool® Technical Hotline
(800) 445-0077
+1 (631) 752-1300

Printed in U.S.A.
Form # AM-49360-10



Instruction Manual



'Superabbet™' and
Insert Superabbet™
Catalog #49360, RC-49360
www.amanatool.com

Thank you

for purchasing the Superabbet™ and/or Insert Superabbet™ rabbeting bit(s) from Amana Tool.

These versatile router bits will allow you to cut 18 different rabbet sizes from flush through 3/4". Using optional collars, they are particularly useful for undersized plywood such as 23/32" thickness and for metric sheets.

You can also accomplish other joinery tasks such as half-laps, ship-laps, tenons, etc.

The Superabbet™ bits utilize a unique system for different size rub collars while using the same inner ball bearing guides.

Basic Operation:

Since the Superabbet™ is a relatively large diameter router bit, it is recommended that you use a router with a minimum of 2 horsepower. The maximum R.P.M. for these router bits is 22,000. See enclosed safety sheet for instructions pertaining to large diameter router bits.

For larger rabbet sizes (above 1/2"), accomplish the cut with several light passes. Another option is to dado the material first using a tablesaw or other means. This method is not only safer but it gives you more control, a cleaner finish and longer tool life. Always wear proper eye protection while operating power tools and machinery. Please refer to your routers' operating guide for further information.

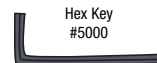
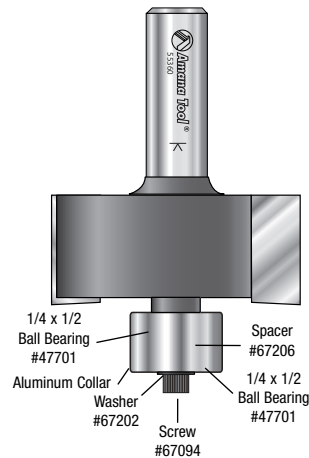
Assembly Instructions:

All different rabbet sizes are assembled the same way on the router bit except that there is no collar necessary for the 3/4" depth rabbet - you just use the two ball bearings with the #67206 spacer in between.

In order for the bearings to rotate freely and to provide the proper clearance, the #67206 spacer must be used in the assembly. In addition, the #67094 screw must be properly tightened using the #5000 allen key.


Please see the illustrations on pages #4 and #5 for more details.

Superabbet™



①

Insert Superabbet™



④

⑤

Insert Superabbet™

The Insert Superabbet™ features 2-sided replaceable carbide knives that are available in 3 different grades. The tool is furnished with two #RCK-30 general purpose knives from the factory. The other grades are listed below. To assemble or rotate the knives, follow these simple instructions:

- 1) Unplug and lock out all power to the router or machine.
- 2) Use care when handling the knives since they are extremely sharp. Gloves are recommended. Also, do not place the knives against a hard surface to prevent damage.
- 3) Un-tighten the 4 #67115 Torx® screws counter-clockwise using the included #5005 Torx® key.
- 4) Change or rotate the knives ensuring that the flat side of the knives are facing you (the bottom of the screw head faces the flat side of the knife).
- 5) Start the Torx® screws in their respective threaded holes (do not fully tighten yet).
- 6) With slight pressure, hold the knife against the 'seat' of the tool body (in other words, towards the center of the tool). Then, gradually tighten each screw until they are fully tightened.
- 7) Before restoring power, double-check the knives for proper rotation and inspect the condition of the ball bearing, screws and other hardware.

Replacement Knives:

Order No.	Application
*RCK-30	General purpose wood
*SRK-30	Softwood/hardwood
*HRK-30	MDF/Solid surface
*Minimum order 10 each.	

⑥

Standard Knives (2)
#RCK-30

